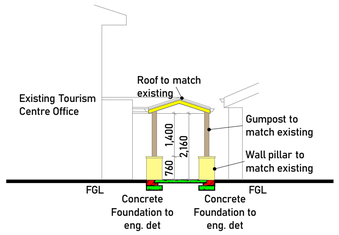

SECTION A-A
SCALE 1:100

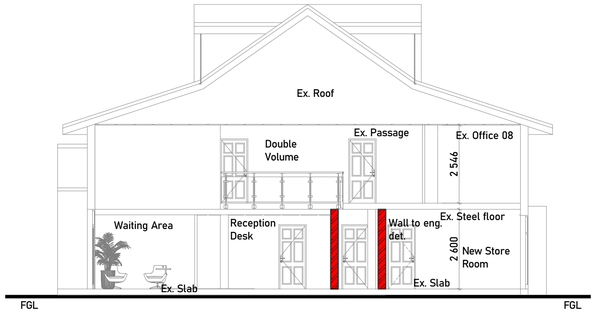

SECTION B-B
SCALE 1:100

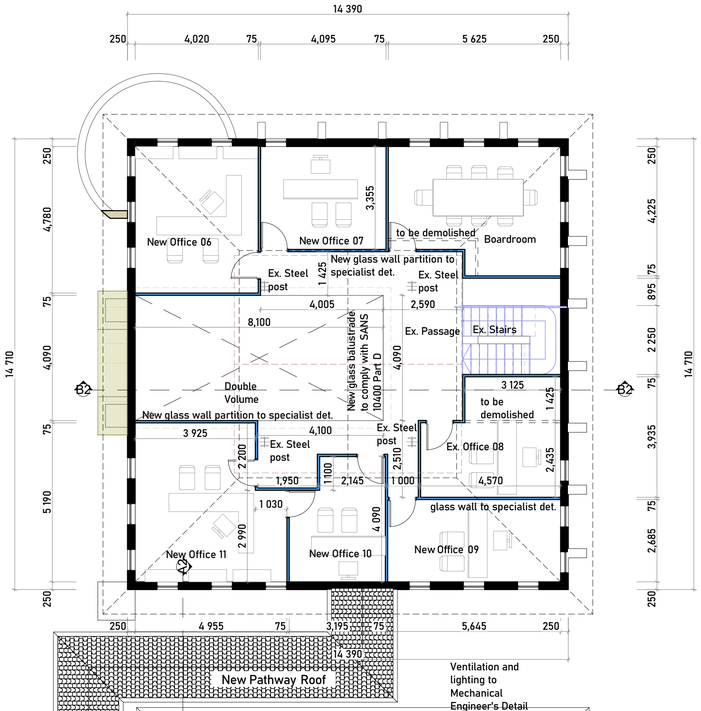

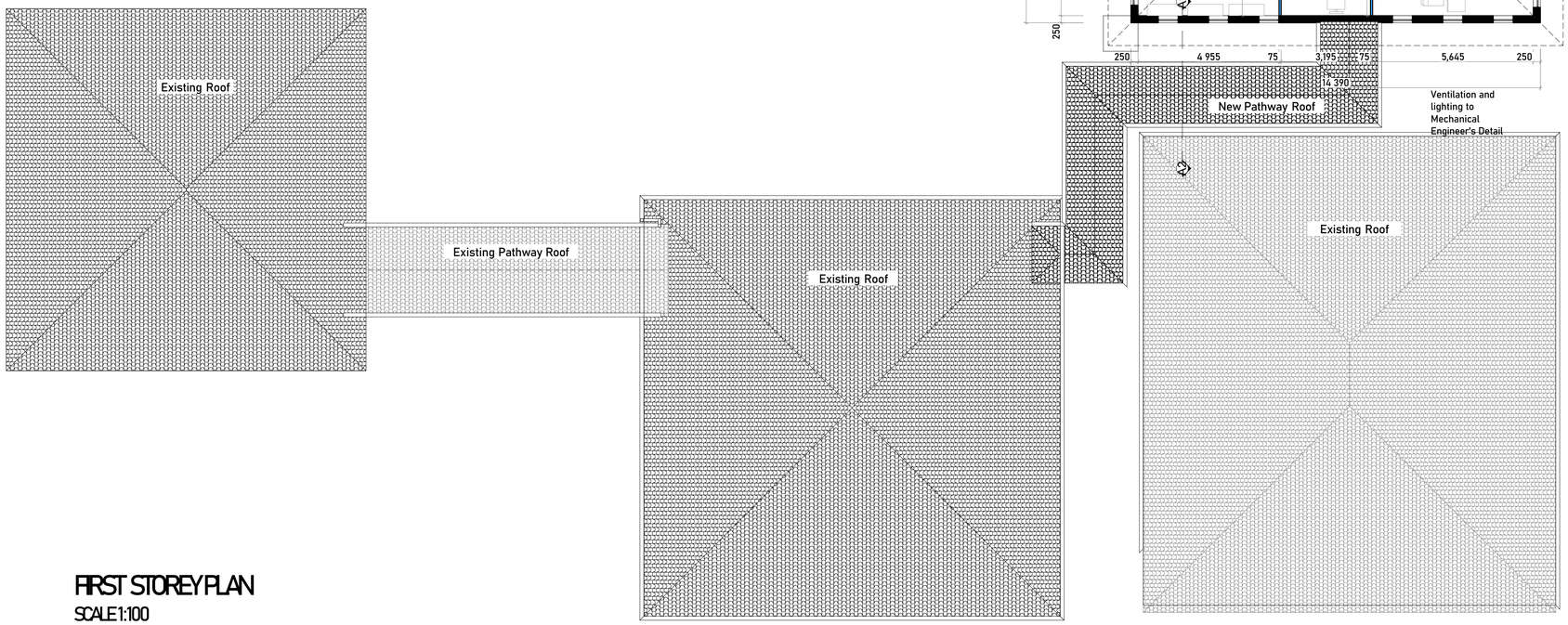

FIRST STOREY PLAN
SCALE 1:100

1. All dimensions & levels to be checked on site prior to commencement any work
2. Any discrepencies to be reported to Architect prior to manufacture or commencement of work
3. This drawing to be read in conjuction with all relevant Architectural information
4. The Architect will not be responsible for work manufactured without measurements being taken on site.
5. Windows + Doors to be manufactured and installed in strict accordance to manufacturer's specification

FOUNDATIONS & FLOORS:
F1. 700x250mm concrete strip foundaons
F2. Reinforce strip concrete strip founda ons
F3. 600x600x600mm deep block foundaons
F4. 75mm thick concrete surface bed - min 20 Mpa lay on GUNPLUS Green waterproof
F5. 100mm thick concrete surface bed - min. 20 Mpa.
F6. Reinforce concrete slab to engineer speci ficaons
F7. 75x19mm MERANTI skir with 3x coats gloss internal varnish.

WALLS:
W1. 220mm thick brick wall with brick force every 4x layers with 15mm thick plaster smooth - type and colour to be approved by Architect.
W2. 110mm thick brick wall with brick force every 4x layers with 15mm thick
W3. 220mm thick brick wall with brick force every 4x layers with face brick external under -coat and 3x coats paint -
W4. Wall clad with sand stone.
W5. Brick-on-edge sill
W6. 125x20mm l

CEILINGS:
C1. 9mm RHINO Gypsum ceiling board m 450mm c/c with 75mm Gypsum cornices - paint with 1x universal under coat and 3x layers paint - colour to be approved by Architect. Any other ceiling to be used to be con
C2. 63x16mm SA PINE Knoo brandering @ 450mm c/c with 75x19mm SA PINE cornices - gloss internal varnish
C3. Suspended ceiling with 600x1200mm panels.
C4. 50mm thick Isotherm insula
C5. THERMOBRITE UT insula
C6. 600x600mm trap door with same

ROOFS:
R1. GANG-NAIL patent roof trusses on 114x38mm SA PINE wall plate l with 3.5mm Ø wire anchors to the centres of trusses. Roof truss construc specir
R2. Purpose made os1mosapproved by engineer.
R3. Steel trusses to engineers speci
R4. COVERLAND concrete roof brandering @ 320mm c/c with GUNPLUS UBS yellow waterproo colour of roof p
R5. HARVEY TILE roof covering with matching ridge m brandering @ 320mm c/c - type and colour of p
R6. 0.5mm thick IBR galv. roof sheet and matching galv. ridging on 75x50mm SA PINE purloins @ 1.5m c/c max.
R7. 0.5mm thick RCP 10½ corrugated galv. roof sheets with matching galv. ridging on 75x50mm SA PINE purlins @ 1.5m c/c max.
R8. 125x100x0.5mm galv. gus enamel paint & 225x15mm - paint colour to be approved by Architect.
R9. 75x75x0.5mm galv. down pipe - 1x universal under coat and 3x layers gloss enamel paint - colour to be approved by Architect.
R10. 225x15mm colour to be approved by Architect.
R11.SEAL-O-FLEX waterproop

CLIENT INFO.
NAME: INTERPRISE ILEMBE
ADDRESS:
TEL / CELL NO. :
E-MAIL ADDRESS :
SIGNATURE. : DATE

ZUWON CONSULTANTS
ZUWON CONSULTANTS
SUITE 09
92 CROMPTON STREET
PINETOWN
3600
Tel: 031 701 4730
Email: info@zuwon.co.za
Author's Signature Date
Mr Thokozani Ndawonde (CSAT 57237951) SACAP
PSAT 20718 S. Sibisi

Page Name: FIRST FLOOR PLAN

PROJECT: DETAIL: PROPOSED NEW ALTERATIONS FOR INTERPRISE ILEMBE
SITE DESCRIPTION: SUB 570 OF LOT 56 NO. 931 BALLITO

MUNICIPAL PLAN REFERENCE NUMBER :

DRAWING DESCRIPTION: FLOOR PLAN

JOB NUMBER	DRAWING NUMBER	REV. NUMBER
	201	

DRAWN BY: L.T NGUBANE
CHECKED BY: S. SIBISI
DATE: Aug 2022
SCALE: As-Shown

ISSUED FOR INFORMATION	
ISSUED FOR APPROVAL	
ISSUED FOR SUBMISSION	X
ISSUED FOR TENDER	
ISSUED FOR CONSTRUCTION	